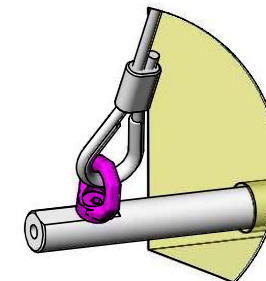
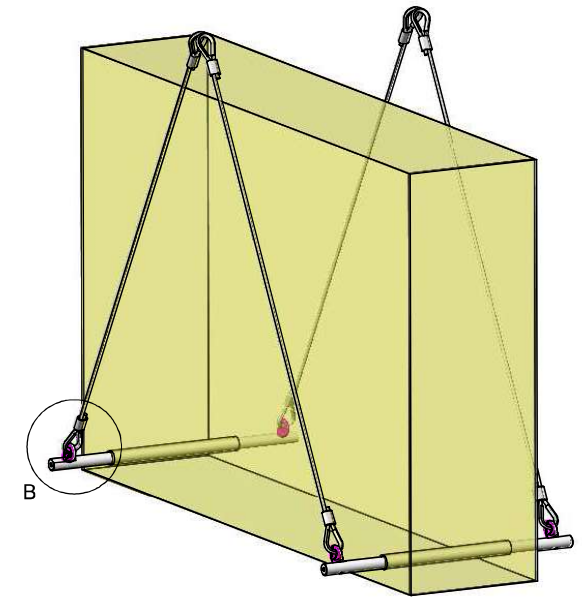
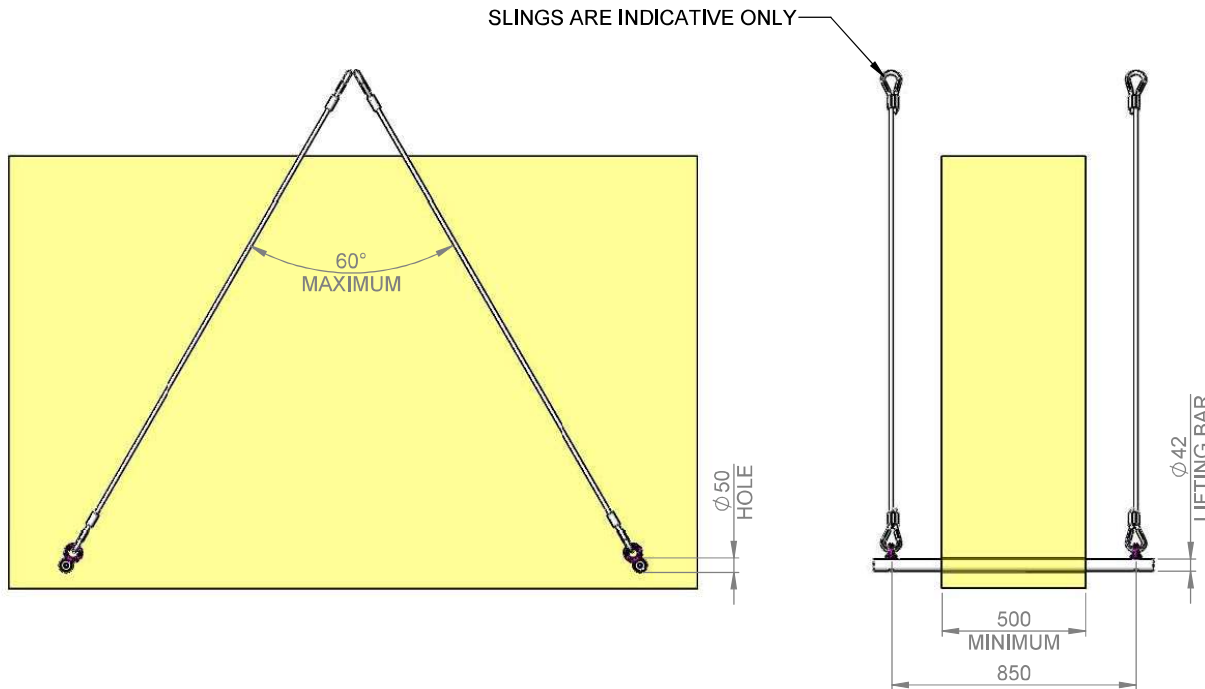


Electrical cabinet lifting bars



Cabinet sub frames typically have 50mm holes incorporated and the lifting bars are 42mm.

WORKING LOAD LIMIT 3.90 TONNE

Specifically designed and rated for lifting electrical cabinets are these lifting bars that cater for cabinet widths from 500mm to 800mm.

The lifting points can be fitted to the top of the bars as shown in this drawing or in the end threads (with a de-rating to 2.5t), we supply a small spreader beam to link the slings to the cabinet to prevent any inward sling angle so no rigging comes into contact with the cabinet.

The information provided is offered as a guide only, all lifts should follow a thorough lift study by a qualified person.